



1904-2024

*Celebrating 120 years of
educating girls in Sunderland*



St. Anthony's Girls' Catholic Academy

Y6 Information Evening 2025



Y6 Information Evening 2025



- Sharing key information on the Transition Days arrangements
- Opportunity to visit The School Outfit pop up shop - canteen
- Opportunity to show your ID documents - canteen conservatory
- Refreshments available - canteen
- Sharing key information about September and advice on how to get ready to start secondary school.

- Gates open at 4.30pm (chance for Talk 1 families to see The School Outfit/ SEND/ Admissions Team)
- **Talk 1: 5.00 - 5.20 pm** (More time after the talk to see The School Outfit/ SEND/ Admissions Team)
- **Talk 2: 5.30-5.50pm** (Arrive before the talk to see The School Outfit/ Admissions Team)
- The school closes at 6pm.

- The School Outfit are in the canteen
- The Admin Team are checking ID documents in the canteen conservatory - we anticipate queues so they will endeavour to see as many people as possible tonight. You can call into school at anytime between 8am and 4pm Monday to Friday and until 3pm in the summer holidays.
- SEND Team and Ms Moran (Mercy Mentor Programme) - 0.09 outside Hall
- Male toilets are near the main entrance (next to lift) / female toilets are next to the Hall
- Exit through the doors and gate you entered the site.

SEND Team

If you wish to speak to **Mrs Frame (SENDCo)** or **Mrs Kingsley (Assistant SENDCo)** in more detail, head to room **0.10** which is the computer room round the corner from the Hall, next to the lift and entrance door.

Our staff and Pupil Ambassadors will be happy to guide you there.





Transition Process:

- All primaries (40+) have been contacted for information on the students - Y6 staff responded - visits to primaries and meetings with staff.
- Parent/Carer Concerns online form (optional) sent out and phone calls made with Mrs McGann to discuss concerns further.
- Form classes created using school and parent/carers information - students will be told their form class on Tuesday 1st July.
- Medical online (if applicable) form has been sent out to families and Medical Plans created.
- Staff will be made aware of student information on a need-to-know basis.
- Additional support for students has been put in place by Mrs McGann and SEND Team (Mrs Frame and Mrs Kingsley)
- Transition Days Consent online form emailed (compulsory) - emergency contact numbers, medical condition, medications, dietary requirements, photo consent, fingerprint consent, mobile phone policy agreement.
- Arbor App - log in instructions e mailed and ParentPay log in letter - child will be given this on Transition Days
- Y6/7 Transition Website - regularly updated with information about getting ready and transition support resources e.g. the All About St Anthony's - A Helpful Guide to Transition





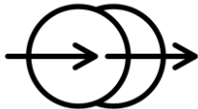









Transition Process:

- Additional support for students has been put in place by Mrs McGann and SEND Team (Mrs Frame and Mrs Kingsley)
- Transition Newsletters and June Update have been e-mailed to families and are available on website.
- Y8 Buddy Team has been recruited and allocated a Y6/7 form class - Transition Day guides and support throughout Y7.
- Transition Days timetables have been created to give students a sample of lessons and start to experience a day in the life at St Anthony's. Students will be with their form class for the 3 days.
- Y8 Buddy Team are planning their Y7 lunchtime club - more information in September.
- Mercy Mentors Team have been recruited - Y7 students who will mentor a group of Y6 students 1-1 throughout the next academic year.



St Anthony's Student Leadership Groups



<p>Safe Space x Empower</p> <p><i>Equality and Diversity group. Making our community inclusive.</i></p> 	<p>School Council</p> <p><i>Elected members of our community creating sustainable change in school.</i></p> 	<p>Year 9 Transition Buddies</p> <p><i>Students who will support our Year 6 to Year 7 students in their move to secondary school.</i></p> 	<p>Mental Health Leadership Team</p> <p><i>Students are trained to support and raise awareness of mental health.</i></p> 	<p>STEM ambassadors</p> <p><i>Science, Technology, Engineering and Maths focus, events and learning.</i></p> 	<p>6th Form Ambassadors</p> <p><i>Sixth Form students who represent our St Anthony's and Aidan's joint community.</i></p> 
<p>Mercy Mentors</p> <p><i>Year 8 students supporting those who may find secondary transition more challenging. Living our ethos.</i></p> 	<p>Eco Committee</p> <p><i>Focusing on our environment and protecting it for future generations and creating sustainable change.</i></p> 	<p>Sports Leaders</p> <p><i>Our sports leaders represent our school in various activities.</i></p> 	<p>Pupil Chaplaincy</p> <p><i>Pupil led worship. Students take a lead in Catholic life around St Anthony's.</i></p> 	<p>CAFOD Young leaders</p> <p><i>Sixth Form students raise money and awareness for CAFOD.</i></p> 	<p>Music Leaders</p> <p><i>Leading and supporting music and theatre in our school.</i></p> 



Transition Days: Tuesday 1st July - Thursday 3rd July

For more detailed information please read Transition Newsletter 3: Transition Events - emailed and available on website.

What time do we start and where do you go when you arrive?

- School is open from 8am - if Y6 student is coming with an older student they can escort you to the Y7 yard/go to canteen.
- Arrive by 8.45am each day
- Head to Thornhill Terrace - gate that you entered this evening.
- Parents/carers say goodbyes at the gate.
- Staff/ Y8 Buddies will be there to welcome and guide students to the Y7 yard/ help with goodbyes.
- Parking can be busy on Thornhill Terrace at this time of the day - we recommend parking in a nearby street and walk where possible.



Transition Days: Tuesday 1st July - Thursday 3rd July

For more detailed information please read Transition Newsletter 3: Transition Events - emailed and available on website.

What time do we finish? Where can students be collected?

- Dismissal is at 2.40pm to allow Y6s to leave before the rest of the school at 3pm.
- Collect students at the same gate as morning drop off.
- Staff will be present on the Terrace during dismissal and will not leave until everyone has gone.
- If any student cannot find the person collecting them - return back into school, tell a teacher and reception will ring home.
- Parking can be busy on Thornhill Terrace at this time of the day, we recommend parking in a nearby street and walk where possible.
- Any students meeting older family members who are also students, they can wait for them on the benches near the exit where staff can see them still.
- **During the Transition Days students can arrive and leave St Anthony's independently if families are happy with this arrangement. Parents/carers do not have to come to collect students from Thornhill Terrace if they would like them to practise travelling independently - this is your choice and what you think is best for your child.**



Transition Days: Tuesday 1st July - Thursday 3rd July

For more detailed information please read Transition Newsletter 3: Transition Events - emailed and available on website.

What do you need to bring?

- Pen
- Notebook - optional - you may want to write down the names/ contact information of any students you meet (you won't be able to use your phone for this, so a notebook is recommended!)
- Morning snack is optional - juice and biscuit will be available
- Packed lunch is optional - a free school dinner will be available - see menu below.
- Water bottle is recommended (water fountains throughout school)
- Small bag
- Phone (if very necessary for collection after school, otherwise we recommend leaving it at home - more information below)
- Wear trainers on Wednesday 2nd July - some classes will have PE that day



What about mobile phones?

Unlike primary school, we cannot store phones in a box for the day - there's too many students and not enough time in the day! So we do allow students to bring in phones but they are not to be used during the school day under any circumstances.

Mobile phones must be turned off and placed in bag until they have left the school grounds.

Keep phones in a bag (not school leaver hoodie pocket) - it is more likely to fall out.

Teachers who see students with a phone have the right to confiscate it as they have broken the rules, it is then stored safely at reception and must be collected by an adult after school.

It is the students' responsibility to look after their phone - they are moving around the school regularly so if they don't need it, we recommend leaving it at home.

We are trusting students to follow this simple rule, there are serious consequences when phones are used on site, especially to do with photos, videos and social media use in school.

If a student needs to contact home for whatever reason - talk to us and we will help and contact home.

Social Media is also a growing problem in all schools and as students are getting to know each other in a new school, they very often get to know each other online too. We work hard to educate the students on safe and sensible social media use.



Transition Days: Tuesday 1st July - Thursday 3rd July

Transition Days menu on website and in Transition Newsletter 3

What do we do for lunch?

Lunch will be provided for free during the 3 Transition Days - the menu for the 3 days is attached below.

(From September meals will be charged as normal)

During the transition days students can have a main meal, dessert and bottle of water for free!

If students would prefer to bring in their own packed lunch, they can do that too (no fizzy drinks)

Students can make the choice each day - for example, one day they can have packed lunch, the next they can have school dinner.

Biscuits and juice will be available at break time, but students are welcome to bring in their own morning break snack if they wish.

We ask that no nuts are brought into school.

If your child has any allergies, please complete the online medical forms sent by the Admissions team so we are aware. Students can also speak to Mrs McGann, any member of staff and the catering team if they need guidance.



Transition Days: Tuesday 1st July - Thursday 3rd July

What if you can't make it?


If a student is unable to make it for illness or an appointment, just like at your primary school, please ring our school's reception and let them know their name, primary school and reason as soon as possible.

The number is 0191 5658904

Badges, ribbons and letter - getting ready for September

During the Transition Days, your child will be given an envelope with:

- A letter with your personal log in details for ParentPay
- House Badge
- Year 7 ribbon






Dates for the diary

- Y6 Transition Days - Tuesday 1st - Thursday 3rd July
- Y7 Induction Day - Tuesday 2nd September
- Welcome Mass and Meet the Tutor - Wednesday 24th September (afternoon)
- Youth Ministry Team school visit - What it means to be catholic workshop - Thurs 25th September



Getting Ready for September

- Transition Newsletter 4 will be emailed after the Transition Days - this will cover the key information about the September start.
- Transition Days are part of getting ready for September - meet the staff, peers and get to know the routines and buildings.
- Y6/7 Transition Webpage regularly updated with information and resources for students and families e.g.
 - ✓ 'Getting to Know You Questions' were emailed to families, Y6 teachers encouraged to use in school and are available on the website - printed copy available at Welcome Desk.
 - ✓ Parent/Carer Guides
 - ✓ Top Tips
 - ✓ Together for Children - online webinars emailed and on website - 'How to support your child to manage change when moving up to secondary school' and 'Helping young people stay safe on smartphones and online'



Communication

- Once you know your child's form class - you can contact the **form tutor or Head of House** via the main school e mail address or writing a note in your child's planner.
- If you need to contact school about anything related to **Transition** - email the school's e mail address and ask for **Mrs McGann**
- If you need any advice/ support on ID documents or any other kind of documentation - you can ring or email main school address and ask for our **Admissions Team: Mrs Donkin and Miss Sherwood**
- If you need any support on apps - **ParentPay and Arbor** - ring or email school and ask for **Ms Graeme**

enquiries@staga.co.uk

0191 5658904