

# Parents' Guide to School Gateway App

## Account activation

- Enter your email address and mobile number that is registered with the school.
- Select Send PIN -Your 4-digit PIN will be sent via text message to your mobile phone.
- You will need this PIN each time you login so keep it safe!

## Logging in

## Home screen

- Enter your email address and PIN number
- Once you have logged in you will see the home screen
- The Children you are linked to will be displayed (If you are unable to see all of your children please contact the school to check they have the correct contact details for each of your children)

## Forgotten PIN?

You can request a new PIN using the 'Forgotten PIN' link.

Input your email address and mobile number linked to your account (If you get an error message informing you your details don't match, please contact the school to check they have the correct contact details for you.)

You will then receive a new PIN via text

## To change your PIN

- To change your current PIN, click on the 3 horizontal dots as shown on the screenshot
- Click on 'Change PIN'
- Input a memorable PIN number and save
- You will need this PIN each time you login so keep it safe!

# School Gateway Troubleshooting Guide

## Do I have to pay for school Gateway?

No, it's completely free to download and use

## What will you use my mobile number and e-mail address for?

We only use the phone number and e-mail address that you provide to match you to your school record and to send you a PIN

## Can I install School Gateway on more than one device?

Yes, but you can only login to one device at a time. When you login to a second device you will be logged out on the first device.

## I can't open a School Gateway Account

1. Please check with your school if you already have a School Gateway account registered
2. If you are already registered they will be able to inform you of the email address you are registered with to allow you to login to your existing account

### If you are not registered:

Please check with your school that they have the correct email and mobile contact details for you entered onto your child's record on the school system.

As part of School Gateway's security process, the system automatically checks for a match between the sign-up information you have entered into School Gateway and the information stored in the school system before creating your account.

## I can't see all my children on my School Gateway Account

### If both or all children attend the same school:

- Contact your school to ensure that your current email and mobile number has been stored identically for each child in the school system.

### If both or all children attend different schools:

- Ensure both or all schools are using School Gateway
- If both or all are using School Gateway, contact your school to ensure that your current email and mobile number has been stored identically for each child in the school systems.

As part of School Gateway's security process, the system automatically checks for a match between the email and mobile linked to your School Gateway account and the email and mobile information stored in the school system.

## I'm not receiving notifications

If you wish to receive push notifications for your School Gateway app, you must ensure that push notifications are manually turned on for this app within your phone settings.

### For Apple devices:

- On your phone go to Settings
- In here scroll down to the “Notifications Centre”
- Select School Gateway
- In here ensure that under the heading “Notification Centre” it is switched on
- Close the screen; you will now receive notifications when new app messages come through

**For Android devices:**

- On your phone go to Settings> Applications Manager
- Scroll down your list of apps until you find School Gateway and select it
- In here there will be a tick box that says “Show notifications” ensure this is selected
- Close the screen; you will now receive notifications when new app messages come through.

## To change bank details on School Gateway for Bank Transfer

To change bank details on School Gateway for Bank Transfer payments please follow the steps below:

- Once you have logged in to School Gateway, open the Payments tab.
- Select the items that you wish to pay for and add them to your basket.
- Once you have selected everything and added it to your basket, click 'View Basket'.
- After confirming the payment total, click 'Checkout'.
- Once in the checkout screen, it will ask you to review your payment.
- Where it says, 'Payment Method – Change', click the Change option and this will allow you to change either the way you would like to pay (Bank Transfer or Credit/Debit Card) or change your Bank Details.
- Select the option to change bank account details and follow the steps to change.

## You have paid for a Club, but the session is not showing as booked

- To book a Club session you must go to the Clubs tab first and book the session before paying. Paying for a Club will not secure a session.
- If you have paid on a Club but not booked the session please go to the Clubs tab and select the Club required and book the session using the credit you have already applied.
- Please contact the school if you are having any issues

## My child is no longer at the school, but I have a credit on my School Gateway account, how do I get my money back?

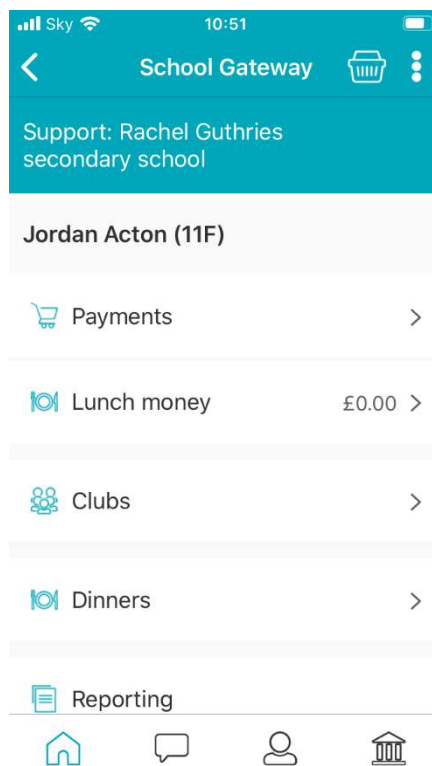
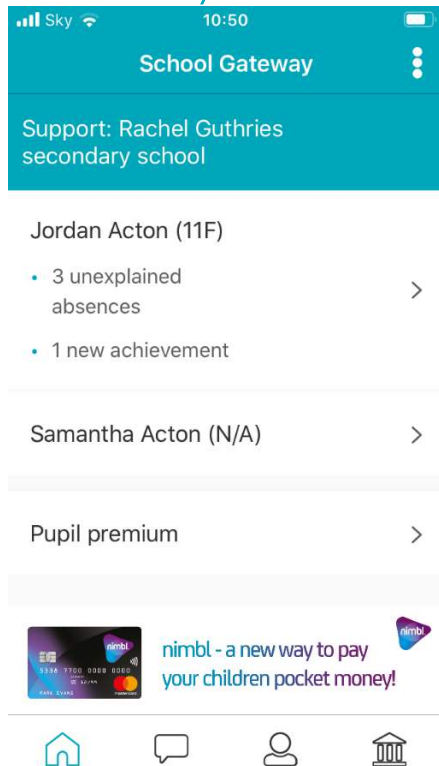
- Please contact the school direct and they will be able to assist you with a refund

## I can no longer see Timetables / Attendance on School Gateway

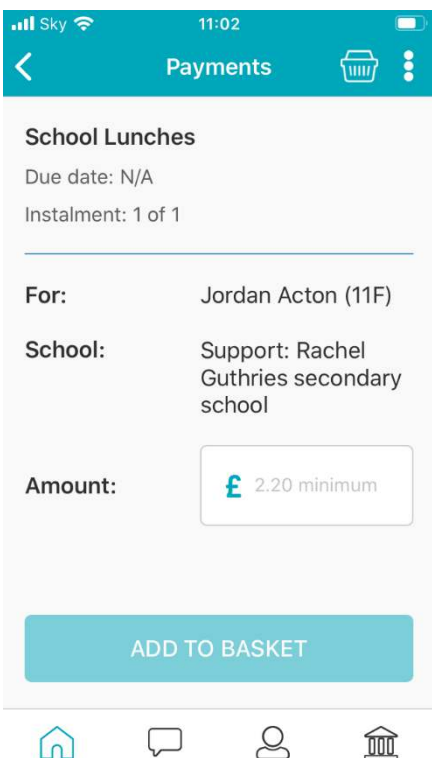
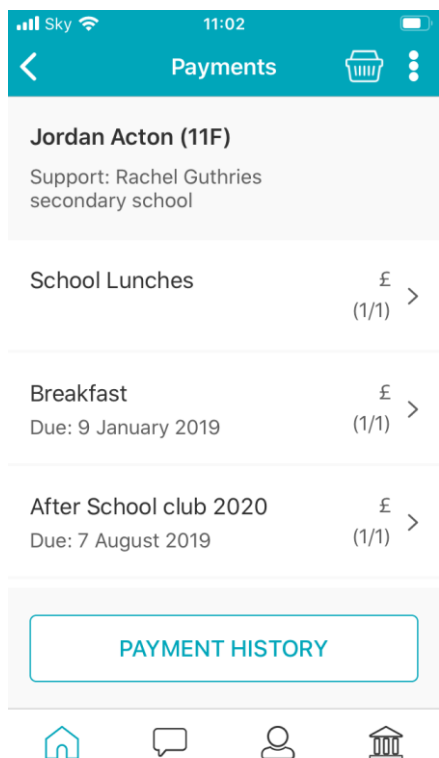
- Please contact the school direct and they can look into this for you.

# Payments

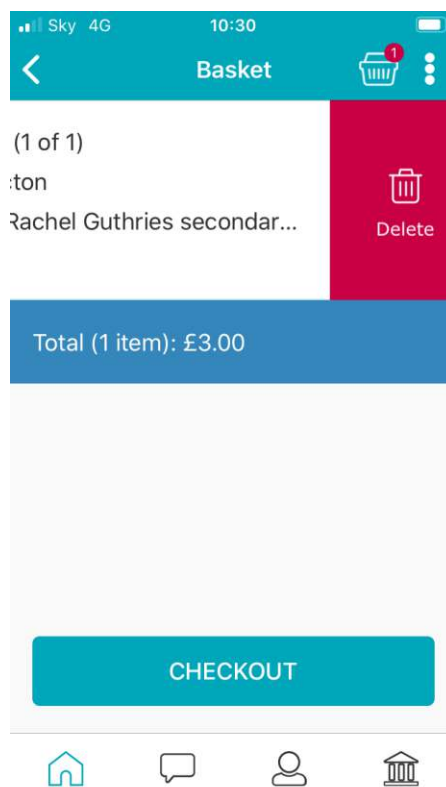
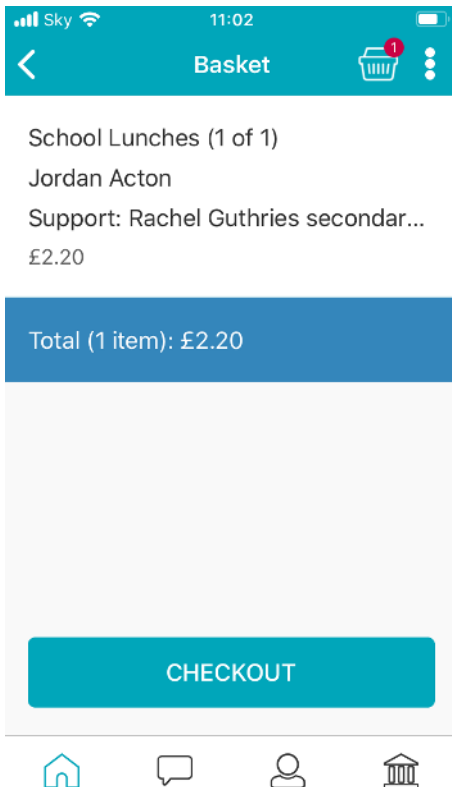
## To make a Payment



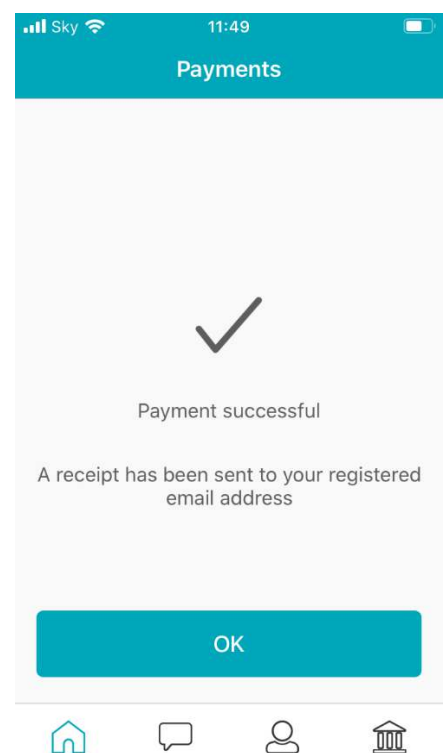
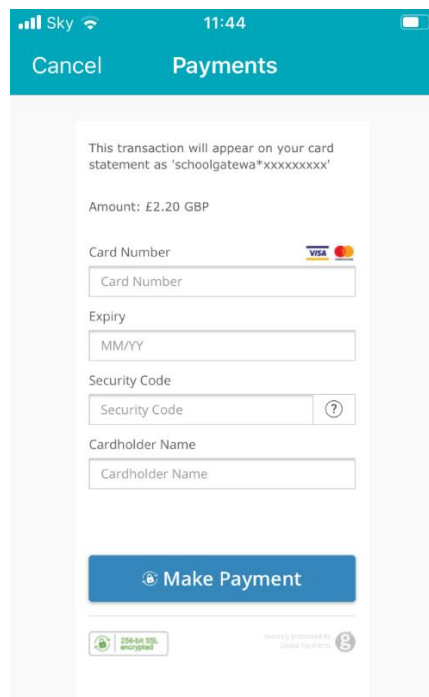
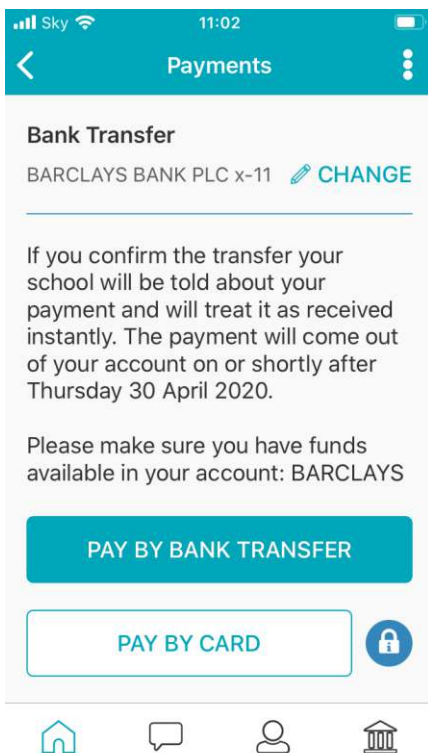
- Once logged in you will see the Home Screen
- Click on the child you would like to make the payment for



- Select the required payment request (if paying for a Club you must go to the Clubs tab first and book the session before paying. Paying for a Club will not secure a session)
- Input the amount and click Add To Basket



- Check the amount is correct
- If the amount is incorrect, swipe from right to left on the payment added to the basket and delete.  
You can then re-add to the basket following the previous instructions
- If the amount is correct click on Check Out
- You will then see two different payment options: Pay By Card and Pay By Bank Transfer



- To Pay By Card, Click on Pay By Card and input your card details
- Click on Make Payment
- Payment will show as successful

## Why Choose to Pay Using Bank Transfer

- Bank Transfer is the easiest and most secure way to pay using School Gateway.
- The Bank Transfer set up can either be completed via the School Gateway app or website.
- Once the initial set up has been completed, there is no requirement to re-enter bank details each time a payment is processed via School Gateway.
- Monies are debited from the payers account between 3 and 5 working days after the payment is completed in School Gateway. Initial payments can sometimes take up to 10 working days to clear.
- The facility is backed by the Direct Debit Guarantee.

## Can Payments Fail?

- The most common reason for a payment to fail is if the payer has insufficient funds in their account at the time the monies are debited from their chosen account (3 to 5 **working** days **after** the payment is completed in School Gateway).
- Some bank account types do not accept the bank transfer facility.

## How Do You Know If a Payment Has Failed

- If a payment does 'fail' you will be notified via email from the School Gateway team.
- The payer will receive an email asking them to make the payment again. No monies will be debited from the payer's account.
- Failed payments are visible in Schoolcomms, within your Payment Reports.

## To pay by Bank Transfer

- Click on Pay by Bank Transfer
- Your personal information will already be prefilled from what the school have on record for you and once you have entered your bank account details press Next
- It will ask you to confirm the bank details are correct If your details are listed correctly and you are happy then press the Submit button. This will confirm that you wish to set up Instant Bank Transfer.  
At this point you will receive an email confirming that Instant Bank Transfer has been set up
- Now that Instant Bank Transfer has been set up, you will see a screen that gives you the chance to review your payment before proceeding. This is the screen you will see straight away after selecting Instant Bank Transfer as your desired payment option as the initial set up has now taken place. To proceed select Make payment or to return to the basket to make any changes select Return to basket



## To change bank details on School Gateway for Bank Transfer

To change bank details on School Gateway for Bank Transfer payments please follow the steps below:

- Once you have logged in to School Gateway, open the Payments tab.
- Select the items that you wish to pay for and add them to your basket.
- Once you have selected everything and added it to your basket, click 'View Basket'.
- After confirming the payment total, click 'Checkout'.
- Once in the checkout screen, it will ask you to review your payment.
- Where it says, 'Payment Method – Change', click the Change option and this will allow you to change either the way you would like to pay (Bank Transfer or Credit/Debit Card) or change your Bank Details.
- Select the option to change bank account details and follow the steps to change.

**Set up Bank Transfer**

Bank Transfer uses the Direct Debit system to collect the payment from your bank account

**Personal Details**

Forename

Surname

Address

City

Postcode

**Account Details**

Account holder name

Sort Code

Account number

**NEXT**

**Payments**

**Bank Transfer**

BARCLAYS BANK PLC x-11 [CHANGE](#)

If you confirm the transfer your school will be told about your payment and will treat it as received instantly. The payment will come out of your account on or shortly after Thursday 30 April 2020.

Please make sure you have funds available in your account: BARCLAYS

**PAY BY BANK TRANSFER**

**PAY BY CARD**

**Payments**

✓

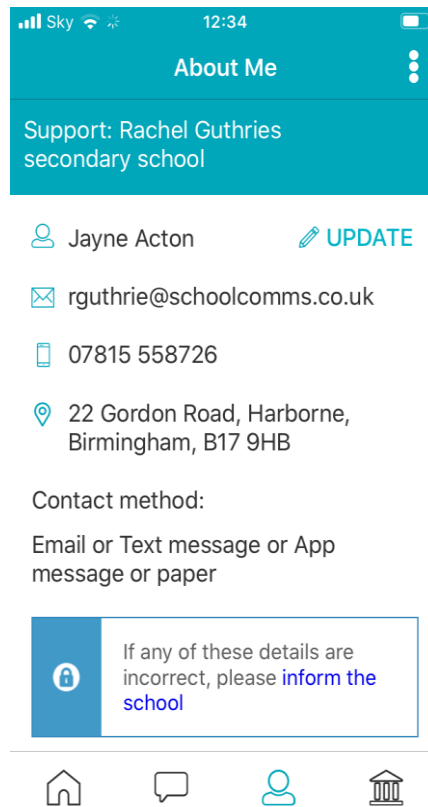
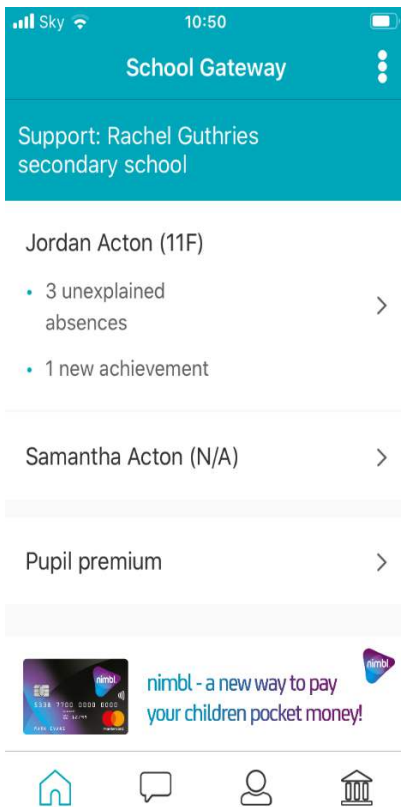
Payment successful

A receipt has been sent to your registered email address

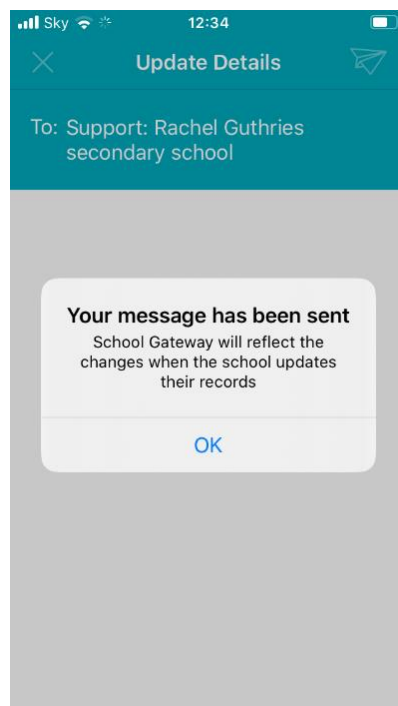
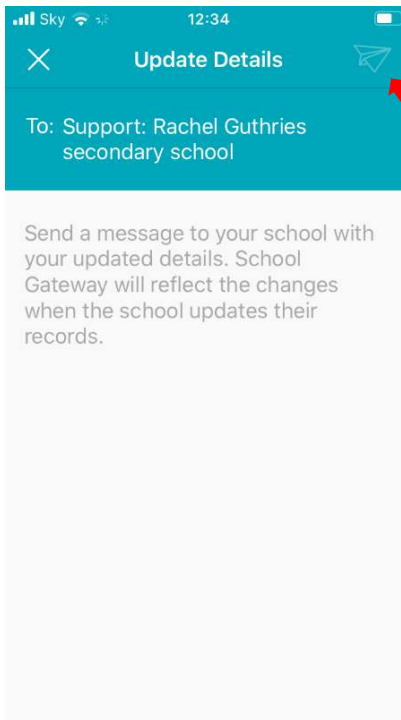
**OK**

- Click on Pay by Bank Transfer
- You will then see confirmation that the payment has taken place. Please note when you make your first payment using Instant Bank Transfer it takes 4 days for the funds to leave your account. After your first payment additional payments then take 3 days, however from the school's point of view money is credited instantly.

## About Me



- If any of your details are incorrect you can inform the school by clicking the Update Details tab.
- To view the contact details the school holds for you, select the About Me link

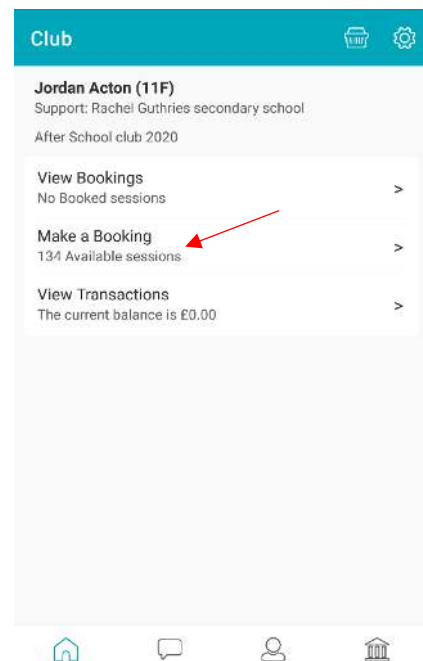
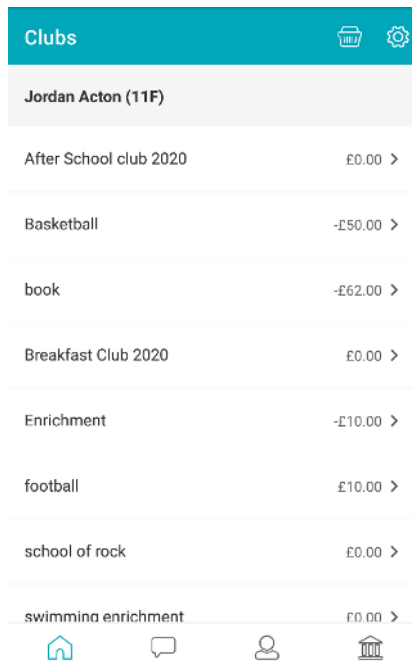
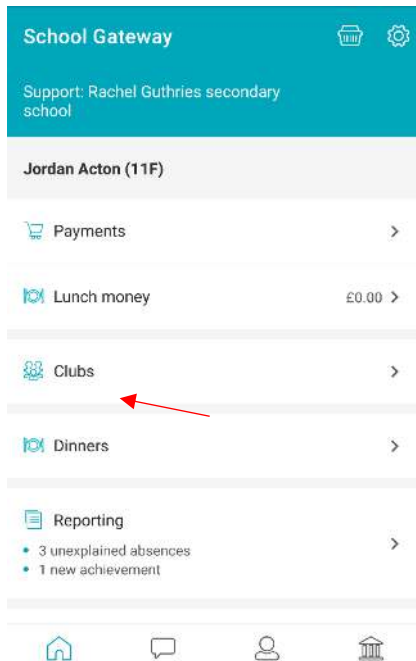


- Input the new details and send and you will see the confirmation screen
- Your details won't change until the school update your details

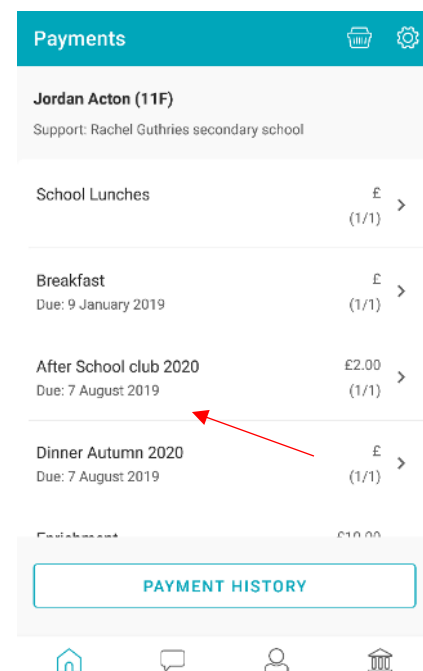
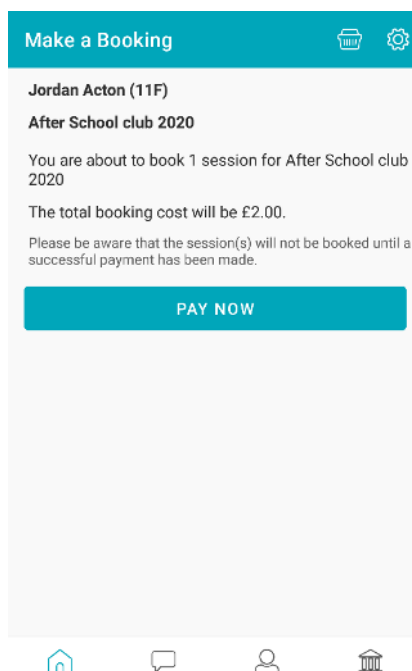
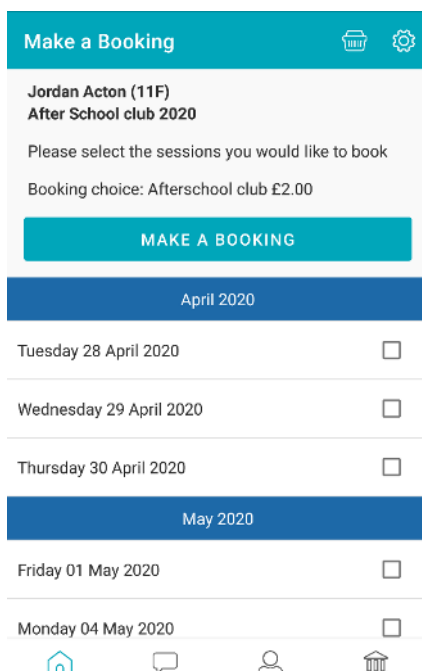
# Clubs

## How to book and pay for a Club session

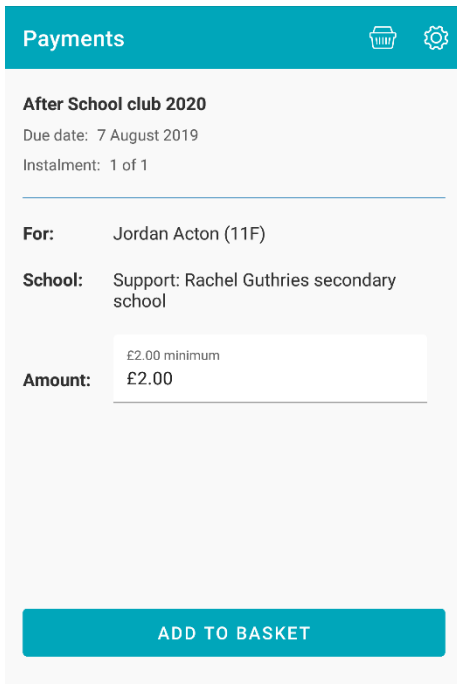
- To book a Club session you must go to the Clubs tab first and book the session before paying. Paying for a Club will not secure a session.
- If you have paid on a Club but not booked the session please go to the Clubs tab and select the Club required and book the session using the credit you have already applied.
- Please contact the school if you are having any issues



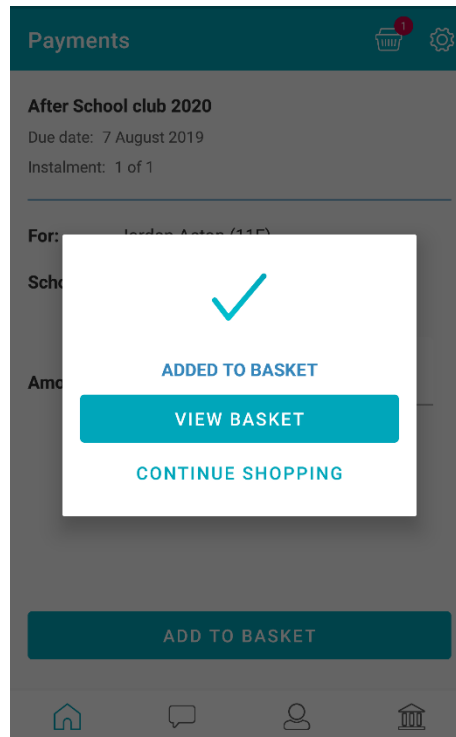
- Click into the Clubs tab
- Select the required Club
- Click on make a Booking



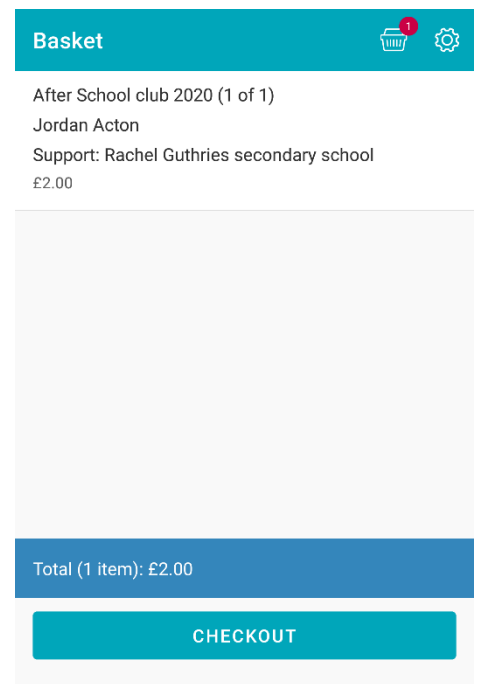
- Select the dates required and click on Make a booking
- Click on Pay Now
- Click on the Club Payment option



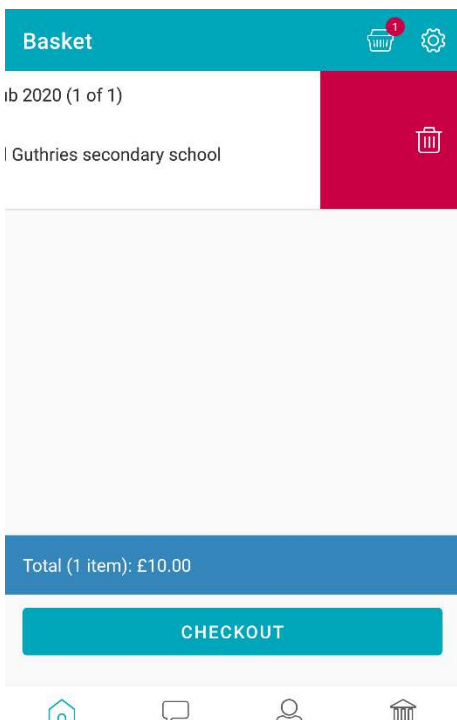
- Click Add To Basket



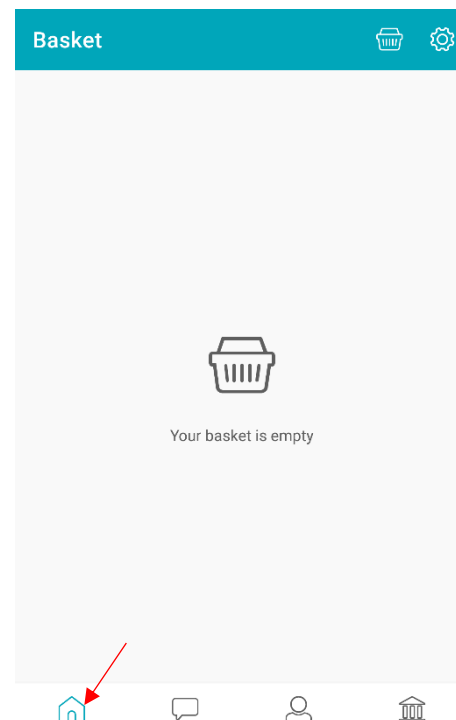
- Click on View Basket to checkout or Continue Shopping to add more items to basket



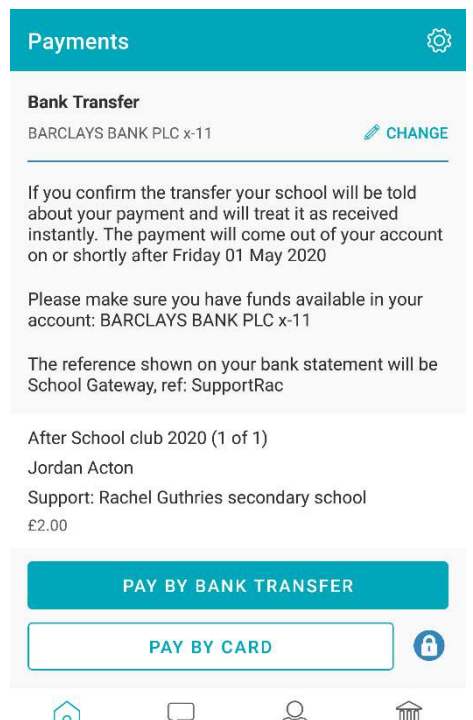
- Click on Checkout



- To empty your basket if you want to change the booking, swipe from right to left and delete.



- Click on the Home tab to start again



- Select the required payment method and make the payment

# Lunch Money

Select Lunch Money to view or top up your child's lunch money account

**Lunch Money**

**Jordan Acton (11F)**  
Support: Rachel Guthries secondary school

**Balance: £0.00**  
Last updated at 10:25 on 11 March 2020

**TOP UP BALANCE**

No purchase history information could be found for the selected school member

**Payments**

**Jordan Acton (11F)**  
Support: Rachel Guthries secondary school

School Lunches £ (1/1) >

Breakfast £ (1/1) >  
Due: 9 January 2019

After School club 2020 £ (1/1) >  
Due: 7 August 2019

Dinner Autumn 2020 £ (1/1) >  
Due: 7 August 2019

Payment £10.00

**PAYMENT HISTORY**

**Payments**

**School Lunches**  
Due date: N/A  
Instalment: 1 of 1

**For:** Jordan Acton (11F)

**School:** Support: Rachel Guthries secondary school

**Amount:** £2.20 minimum

**ADD TO BASKET**

- Click Top Up Balance to add funds to your child's lunch money account
- You will then be redirected to the Payments screen
- Select the Dinner money item
- Enter the amount you want to pay and add to basket

**Payments**

**School Lunches**  
Due date: N/A  
Instalment: 1 of 1

**For:** Jordan Acton (11F)

**School:** Support: Rachel Guthries secondary school

**Amount:** £2.20 minimum

**ADD TO BASKET**

**Basket**

School Lunches (1 of 1)  
Jordan Acton  
Support: Rachel Guthries secondary school  
£2.20

Total (1 item): £2.20

**CHECKOUT**

**Payments**

**Bank Transfer**  
BARCLAYS BANK PLC x-11 [CHANGE](#)

If you confirm the transfer your school will be told about your payment and will treat it as received instantly. The payment will come out of your account on or shortly after Monday 04 May 2020

Please make sure you have funds available in your account: BARCLAYS BANK PLC x-11

The reference shown on your bank statement will be School Gateway, ref: SupportRac

School Lunches (1 of 1)  
Jordan Acton  
Support: Rachel Guthries secondary school  
£2.20

**PAY BY BANK TRANSFER**

**PAY BY CARD**

- To add further items to your basket select Continue Shopping or if you have finished select View Basket
- You will then be shown a summary of your payment, to proceed with your payment click on Checkout
- Select the required Payment method

## To change bank details on School Gateway for Bank Transfer

To change bank details on School Gateway for Bank Transfer payments please follow the steps below:

- Once you have logged in to School Gateway, open the Payments tab.
- Select the items that you wish to pay for and add them to your basket.
- Once you have selected everything and added it to your basket, click 'View Basket'.
- After confirming the payment total, click 'Checkout'.
- Once in the checkout screen, it will ask you to review your payment.
- Where it says, 'Payment Method – Change', click the Change option and this will allow you to change either the way you would like to pay (Bank Transfer or Credit/Debit Card) or change your Bank Details.
- Select the option to change bank account details and follow the steps to change.
- Please contact the school if having any issues

# Payment History

To view your Payment History:

- Click on Payments
- Click on Payment History

School Gateway
Support: Rachel Guthries secondary school

Jordan Acton (11F)

Payments
Lunch money £0.00
Clubs
Dinners
Reporting
3 unexplained absences
1 new achievement

Home Chat Profile School

Payments

Jordan Acton (11F)
Support: Rachel Guthries secondary school

School Lunches £ (1/1)
Breakfast £ (1/1)
After School club 2020 £ (1/1)
Dinner Autumn 2020 £ (1/1)

PAYMENT HISTORY

Home Chat Profile School

- You can narrow your transaction history by clicking on the calendar and changing the date range
- To view details of a transaction, click on the transaction and a new window will appear

Payment History

View your transaction history
29/01/2020 - 29/04/2020

Date	School Member(s)	Amount	
28/04/20	Jordan Acton	£6.00	>
28/04/20	Jordan Acton	£2.00	>
27/04/20	Jordan Acton	£2.20	>
27/04/20	Jordan Acton	£2.20	>
23/04/20	Jordan Acton	£2.00	>
23/04/20	Jordan Acton	£4.70	>

Home Chat Profile School

Transaction Details

Date: 28 April 2020
Time: 15:12:09
Amount: £6.00
ID: 08b6d467-93d1-44b7-ae79-ef334c67315b

Item: After School club 2020
For: Jordan Acton
School: Support: Rachel Guthries secondary school
Instalment: (1/1)
Amount: £6.00
Type: Online transaction
Consent:
Comment:

# Club Bookings and Transactions

To view your Club Bookings and Transactions:

- Click on Clubs
- Click on required Club
- Select View Bookings

School Gateway

Support: Rachel Guthries secondary school

Jordan Acton (11F)

Payments

Lunch money £0.00

Clubs

Dinners

Reporting

3 unexplained absences

1 new achievement

Club

Jordan Acton (11F)

Support: Rachel Guthries secondary school

After School club 2020

View Bookings

3 Booked sessions

Make a Booking

130 Available sessions

View Transactions

The current balance is £0.00

Clubs

Jordan Acton (11F)

After School club 2020 £0.00

Basketball -£50.00

book -£62.00

Breakfast Club 2020 £0.00

Enrichment -£10.00

football £10.00

school of rock £0.00

swimming enrichment £0.00

- You can then see any bookings made and make further bookings if required
- To view details of a transactions, click on the back arrow and select View Transactions

View Bookings

Jordan Acton (11F)

Support: Rachel Guthries secondary school

After School club 2020

MAKE A BOOKING

Jordan is booked onto the following sessions:

April 2020

Wednesday 29 April 2020

Afterschool club

£2.00

Thursday 30 April 2020

Afterschool club

£2.00

May 2020

Monday 04 May 2020

Afterschool club

£2.00

Club

Jordan Acton (11F)

Support: Rachel Guthries secondary school

After School club 2020

View Bookings

3 Booked sessions

Make a Booking

130 Available sessions

View Transactions

The current balance is £0.00

View Transactions

Jordan Acton (11F)

Support: Rachel Guthries secondary school

After School club 2020

The current balance is £0.00

28 April 2020

Booked: 04 May 2020 - Afterschool club

-£2.00 Debit £0.00 balance

28 April 2020

Booked: 30 Apr 2020 - Afterschool club

-£2.00 Debit £2.00 balance

28 April 2020

Booked: 29 Apr 2020 - Afterschool club

-£2.00 Debit £4.00 balance

28 April 2020

Online transaction for After School club 2020

£6.00 Credit £6.00 balance

28 April 2020

Booked: 28 Apr 2020 - Afterschool club

-£2.00 Debit £0.00 balance



# Attendance

- To view your child's Attendance data, select the Reporting Tab
- Click into Attendance
- Here you can view the Attendance data and any unexplained absences
- Please contact the school if you are having any issues
- To explain an unexplained absence click Explain
- To advise the school of a future absence click on Advise of Future Absence

**School Gateway**

Support: Rachel Guthries secondary school

**Jordan Acton (11F)**

Payments

Lunch money £0.00

Clubs

Dinners

Reporting

3 unexplained absences

1 new achievement

**Reporting**

**Jordan Acton (11F)**

Attendance 0.0% >

3 unexplained absences

Timetable >

Behaviour 50 points >

Achievement 15 points >

1 new achievement

Assessment >

Reports >

**Attendance**

**Jordan Acton (11F)**

Attendance data from: 2 September 2019 to 11 March 2020

**Attendance:** 0.0%

**Explained Absences:** 40.0%

**Unexplained absences:** 60.0%

6 March 2020 Morning Explain >

17 January 2020 Morning Explain >

21 November 2019 Explain >

**ADVISE OF FUTURE ABSENCE**

- Click in the white box and type the explanation – be sure to include the name of your child/children and the date(s) of the absence
- Click on the Paper Plane icon to send your explanation to the school

**Explain Absence**

To: Support: Rachel Guthries secondary school

Jordan Acton (11F) was absent on 6 March 2020 because <<reason>>

**Report Absence**

To: Support: Rachel Guthries secondary school

Jordan Acton (11F) will be absent on <<date>> because <<reason>>

the you I

q w e r t y u i o p

a s d f g h j k l

z x c v b n m

?123 , ☺ . ↩

## Reporting

- To view your child's Timetable, Behaviour and Achievements and any Assessments or Reports select the Reporting Tab
- Then select the required tab to view
- Please contact the school if you are having any issues

Reporting

Jordan Acton (11F)

Attendance 0.0% >

- 3 unexplained absences

Timetable >

Behaviour 50 points >

Achievement 15 points >

- 1 new achievement

Assessment >

Reports >

Behaviour

Jordan Acton (11F)

Behaviour details from: 2 September 2019 to 29 April 2020

Total points: 50

Bullying Physical Education 25 points >

Achievements

Jordan Acton (11F)

Achievement details from: 2 September 2019 to 29 April 2020

Total points: 15

Excellent Effort Drama 15 points >

## Timetables

You can view your child's Timetable for the next 10 days, via the Timetable tab

## Assessment Reports

You can view your child's Assessment Reports via the Assessment tab  
Click onto the arrow to view the Assessment Details

Timetable

Jordan Acton (11F)

Wednesday, 29 April 2020

Science 09:15  
L Chase Science Lab 6  
Wed:1 11x/Sc1

Science 10:15  
L Chase Science Lab 6  
Wed:2 11x/Sc1

Art 11:35  
K Burrows Art Room 3  
Wed:3 11A/Ar1

Art 12:35  
K Burrows Art Room 3  
Wed:4 11A/Ar1

English 14:30  
M Lubbock English Room 4

Assessment

Jordan Acton (11F)

Spring Term 2020 : All Year Groups >

Assessment Detail

Jordan Acton (11F)

Spring Term 2020 : All Year Groups

MA 6-8 Total KS3 8 11/03/20  
KS3 Attainment ICT 8A 11/03/20

## Schoolcomms Dinners

- To book a meal/s for your child, click on the Dinners tab
- Click on Make a booking
- Then tick the menu choice on the days required and click on Book
- Please contact the school if you are having any issues

School Gateway

Support: Rachel Guthries secondary school

**Jordan Acton (11F)**

Payments

Lunch money £0.00

Clubs

Dinners

Reporting

4 unexplained absences

Student details

Make a Booking

**Jordan Acton (11F)**  
Support: Rachel Guthries secondary school  
**Dinner Spring 2020**  
Click on a day below to select your menu option  
BOOK

April 2020

Wednesday 29 April 2020

Thursday 30 April 2020

May 2020

Monday 04 May 2020

Tuesday 05 May 2020

Wednesday 06 May 2020

Thursday 07 May 2020

Make a Booking

**Jordan Acton (11F)**  
Support: Rachel Guthries secondary school  
**Dinner Spring 2020**  
Click on a day below to select your menu option  
BOOK

April 2020

Wednesday 29 April 2020

Blue £2.30

Fish pie

☐

Green £2.30

Veg burger and chips

☐

Thursday 30 April 2020

May 2020

Monday 04 May 2020

- You will now see the total cost of your booking; you can click on Change if you need to amend the booking or click on Book to continue
- To complete the booking click on Make A Payment and Add to Basket, where you can then choose to Continue Shopping or View Basket and Checkout.
- On selecting Checkout, you will be taken to the payments screen to select your payment method.

Make a Booking

**Jordan Acton (11F)**  
Support: Rachel Guthries secondary school  
**Dinner Spring 2020**  
Click on a day below to select your menu option  
BOOK

You are about to book 1 days for Dinner Spring 2020  
The total booking cost will be £2.30. Press Book in order to secure your booking  
CHANGE BOOK

May 2020

Monday 04 May 2020

Tuesday 05 May 2020

Wednesday 06 May 2020

Thursday 07 May 2020

Make a Booking



**Jordan Acton (11F)**  
Support: Rachel Guthries secondary school  
**Dinner Spring 2020**  
Thank you for your booking  
The balance for Jordan is -£4.60  
MAKE A PAYMENT

Payments

**Dinner Autumn 2020**  
Instalment: 1 of 1  
For: Jordan Acton (11F)  
School: Support: Rachel Guthries secondary school  
Amount: £2.30 minimum £4.60  
ADD TO BASKET

## Dinner Transactions and Bookings

- You can view your Dinner Transactions or Bookings made by clicking on the required tab in Dinners.
- Please contact the school if you have any issues.





**Dinners**





**Jordan Acton (11F)**  
Support: Rachel Guthries secondary school  
Dinner Spring 2020

View Bookings  
4 days booked >

Make a Booking  
9 days available >

View Transactions  
The current balance is -£9.25 >

**View Transactions**



**Jordan Acton (11F)**  
Support: Rachel Guthries secondary school  
**Dinner Spring 2020**  
The current balance is -£9.25





April 2020



29 April 2020  
Booked: Thursday 30 Apr 2020 - Blue - Fish pie  
-£2.30 Debit  
-£6.90 Balance

29 April 2020  
Booked: Monday 04 May 2020 - Blue - Fish and Chips  
-£2.35 Debit  
-£9.25 Balance

29 April 2020  
Booked: Wednesday 29 Apr 2020 - Blue - Fish pie  
-£2.30 Debit  
-£4.60 Balance

\*Please note that the information on this page will be updated shortly after making a payment.

**View Bookings**



**Jordan Acton (11F)**  
Support: Rachel Guthries secondary school  
**Dinner Spring 2020**

MAKE A BOOKING

April 2020





Wednesday 29 Apr 2020  
Blue  
Fish pie

Thursday 30 Apr 2020  
Blue  
Fish pie

May 2020

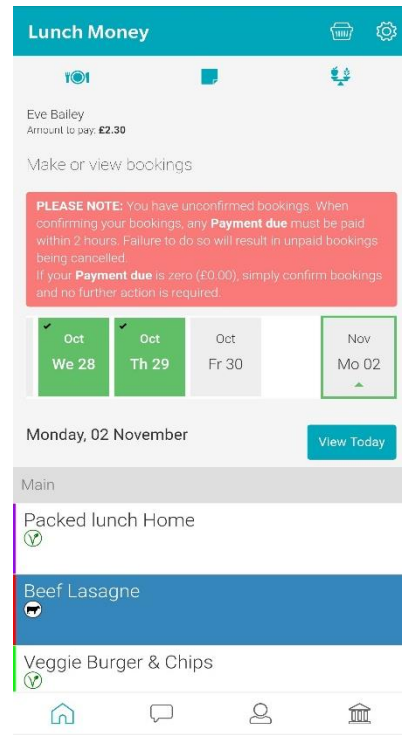
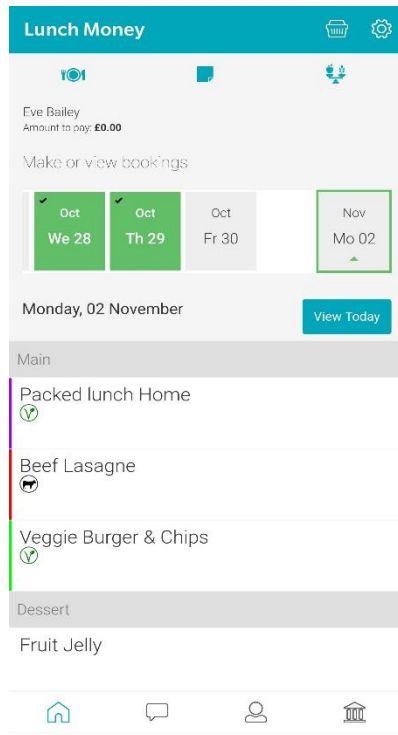
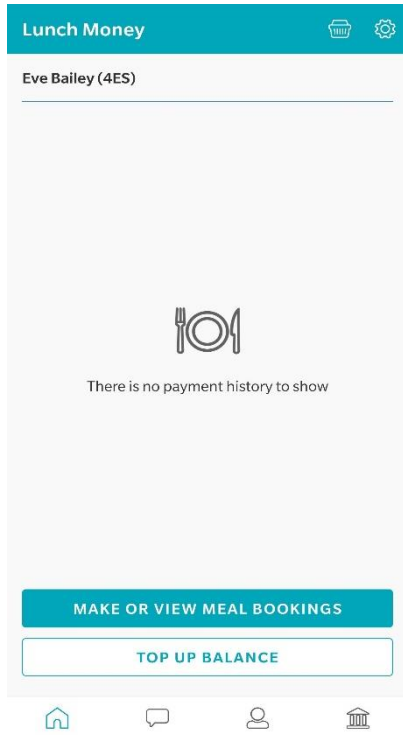
Friday 01 May 2020  
Blue  
Fish pie

Monday 04 May 2020  
Blue

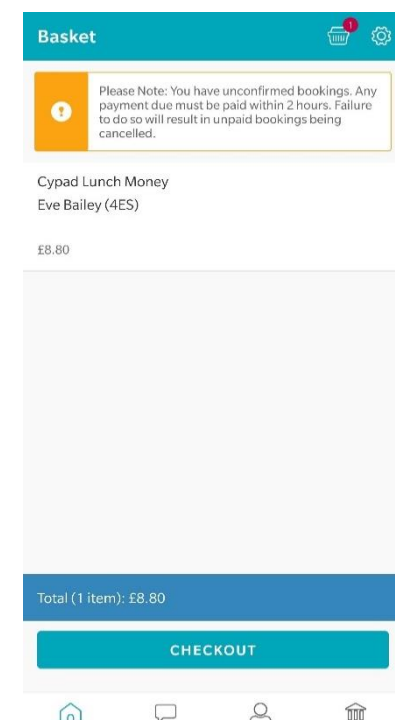
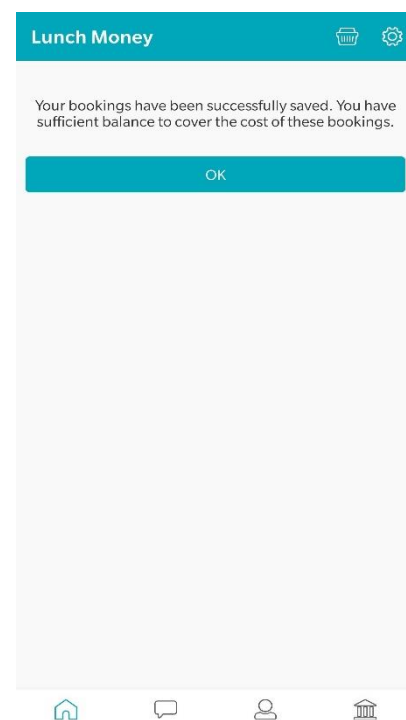
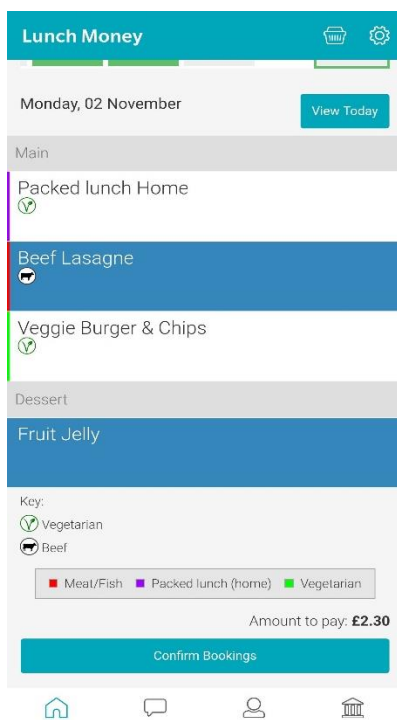





# Schoolcomms Meal Manager

- To book a meal/s for your child, click on the child you want to book the meal for
- Click on Lunch Money
- Click on Make or View Meal bookings
- Select the date you would like to book and select the meals



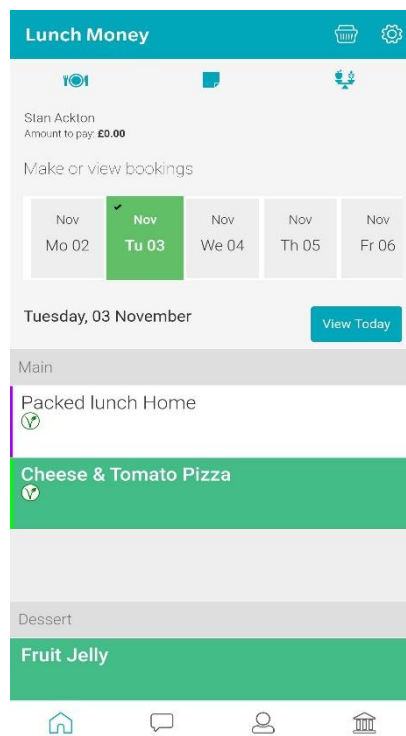

- You will now see the total cost of your booking, click confirm booking to book your selection
- To complete the booking if you don't have an available credit to use, once you have clicked on Confirm Bookings the cost of the meal/s will be added to your basket.
- Click on Checkout and make the payment.
- Any Payments due must be paid within 2 hours, failure to do so will result in unpaid bookings being cancelled



## Cancelling Meal manager bookings

The ability to cancel pre-orders will depend on the cut off time and lead days specified by the school

- To cancel a meal booking, Click on Lunch Money, then Make or View Bookings
- Click on the date required and de-select the meal option



- You Click on Confirm Booking
- You will then see a message confirming the booking has been updated.
- Please contact the school if you experience any issues

